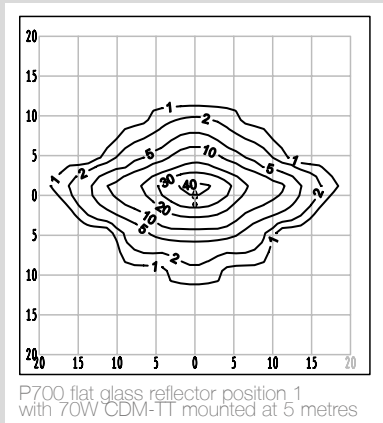
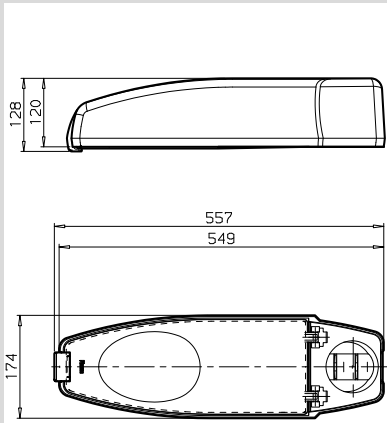




P567A



Recommended Applications:

Minor roads, residential areas, car parks, industrial areas, footpaths, cycleways, railways, airports

Mounting Height:

4 - 6m column for fixing on a side entry bracket or post top spigot

Wind area:

0.06m²

Spigot:

PT: 60mm x 100mm

SE: 76mm x 100mm


SE: 34mm x 100mm

SE: 42mm x 100mm

IP Rating:

IP65 optic

IP54 gear



Mounted on CU Phosco Forest columns

P567A

The P567A has been designed to minimise its impact on the environment, both in manufacture and disposal and complies fully with the WEEE (Waste Electrical & Electronic Equipment) Directive. The aluminium body provides durability and vandal-resistance during its life.

MATERIALS AND FINISHES

- High pressure die-cast aluminium body
- Vandal resistant Polycarbonate bowl
- Aluminium reflector system
- Electromagnetic control gear as standard
- Universal post-top/side-entry spigot mechanism
- Reflector at 0° tilt relative to horizontal/vertical spigot

OPTIONS AND EXTRAS

- Option of GRP body
- Footpath/cycleway reflector
- Flat glass - heat resistant toughened glass offering full cut-off option to eliminate upward light
- NEMA socket or miniature photocell options
- Equal pressure gasket and activated charcoal FILTERSEAL system - for minimal cleaning
- Quick release gear tray with plug and socket connection
- Choice of RAL colours at extra cost
- Option of pre-wiring with suitable length of cable
- Electronic gear with or without
 - part night switching
 - part night dimming
 - multi stage dimming
 - central management system compatibility
- Wall bracket

Road Lighting

Road Lighting is covered by BS 5489-1 and BS EN 13201-2: 2003.

P700 Lantern

Description	Product Number	Weight	Description	Product Number	Weight
Luminaire Reference		P700	3.8 kg		
50W Son-T control gear	50SON	1.6 kg	50W Son-T electronic control gear	50SONELE	0.5kg
70W Son-T control gear	70SON	1.9 kg	70W Son-T electronic control gear	70SONELE	0.5 kg
35W CDM-T control gear	70CDMT	1.6 kg	35W CDM electronic control gear	35CDMELE	0.2 kg
70W CDO-TT control gear	70CDO TT	1.9 kg	70W CDO electronic control gear	70CDOELE	0.5 kg
			45W Cosmopolis control gear	45COSMO	0.9 kg
			60W Cosmopolis control gear	60COSMO	0.9 kg
Options					
NEMA Photocell socket			NEMA		-
Miniature 1 part Photocell			MINI		-
Plug-in Gear Tray			PL		-
Electronic Control Gear			EG		-
Special colour RAL number			RAL		-
Pre-wired with suitable length of cable			CBL		-